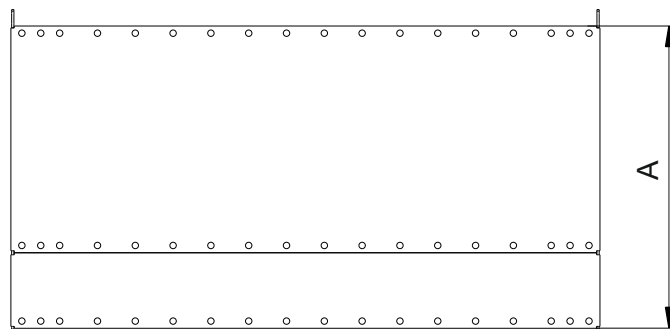
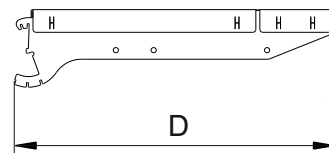
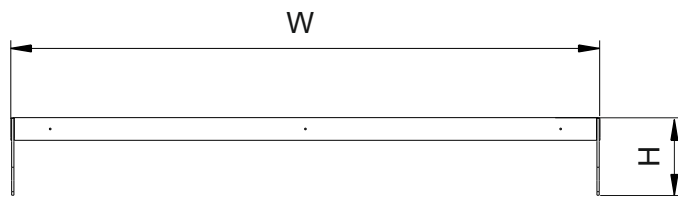
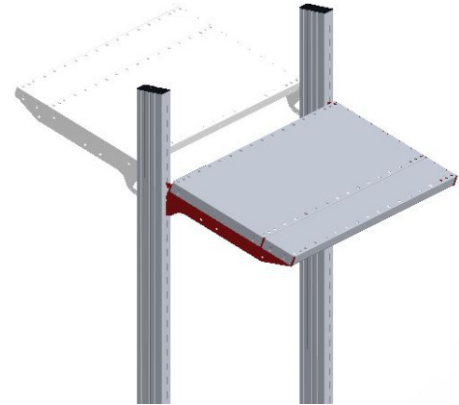




**SYSTEM FLEX Shelf with support arms Type C - 1000mm**



Ref.:	73306700	73307800	73309100
Colour combination:	RAL 9006 / 3003	RAL 9006 / 3003	RAL 9006 / 3003
Ref.:	73306701	73307801	73309101
Colour combination:	RAL 9006 / 5010	RAL 9006 / 5010	RAL 9006 / 5010
Ref.:	73306790	73307890	73309190
Colour combination:	RAL 9006 / RAL Flex	RAL 9006 / RAL Flex	RAL 9006 / RAL Flex
Width W (mm):	979	979	979
Depth D (mm):	223	323	423
Height H (mm):	103	103	103
Useable area W x A (mm):	979 x 200	979 x 300	979 x 400
Net weight (kg):	3.00	4.00	6.00

Description:  
Shelf with support arms Type C

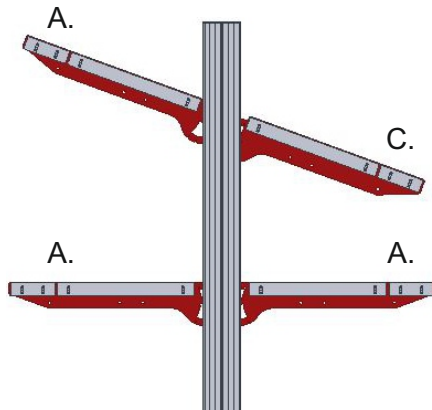
- for hooking into the system perforations in the mounting profiles HD
- carrier arms ruby red RAL 3003 or Gentian blue RAL 5010 or RAL Flex
- the shelves are prepared for the use of dividers (only with a depth of 300mm), stop edges and stop brackets
- max. load capacity 25 kg.



**SYSTEM FLEX Shelf with support arms Type C - 800mm**

Ref.:	<b>73306700</b>	<b>73307800</b>	<b>73309100</b>
Number of packets:	1	1	1
EAN:		4030177092269	4030177092375
Size WxDxH (mm):			
Weight (kg):	2.50	3.40	4.90
Ref.:	<b>73306701</b>	<b>73307801</b>	<b>73309101</b>
Number of packets:	1	1	1
EAN:		4030177092252	4030177092382
Size WxDxH (mm):			
Weight (kg):	2.50	3.40	4.90
Ref.:	<b>73306790</b>	<b>73307890</b>	<b>73309190</b>
Number of packets:	1	1	1
EAN:		4030177092245	4030177092399
Size WxDxH(mm):			
Weight (kg):	2.50	3.40	4.90

Ways to mount



Information  
Information  
Information  
Información

**Please note for two-sided shelving:**  
For inclined shelves you need a shelf with support arms Type C

examples:  
optional accessories



Stop bracket  
Ref.: 73301900



Shelf dividers open  
(1 sales unit = 4 pcs)  
Ref.: 73308800



Stop edge  
Ref.: 73302000/01  
Ref.: 73309400/01